
CHAIN QUARTERLY REPORT

GREATER LONDON

JULY - SEPTEMBER 2014

MAYOR OF LONDON

CONTENTS

1. INTRODUCTION & KEY FINDINGS

Introduction

Key findings

2. ROUGH SLEEPER POPULATION ANALYSIS

Headlines

Achieving no second night out

No one living on the streets

Intermittent rough sleepers

3. NATIONALITY

Nationality: Rolling figures

Nationality: Breakdown by area

4. SUPPORT NEEDS

5. INSTITUTIONAL & ARMED FORCES HISTORY

6. ACCOMMODATION & RECONNECTION OUTCOMES

7. NO SECOND NIGHT OUT & LONDON RECONNECTIONS

No Second Night Out

London Reconnections Project

8. TEMPORARY ACCOMMODATION

Arrivals

Departures: Destination on departure

Departures: Reason for leaving

9. METHODOLOGY

COPYRIGHT

**Greater London Authority
November 2014**

Published by
Greater London Authority
City Hall
The Queen's Walk
More London
London SE1 2AA
www.london.gov.uk

CHAIN enquiries 020 7710 0562

Copies of this report are available
from <http://data.london.gov.uk>

1. INTRODUCTION & KEY FINDINGS

Introduction

This quarterly report presents information about people seen rough sleeping by outreach teams in London in July - September 2014. Information is derived from the 'Combined Homelessness and Information Network' (CHAIN), a database commissioned and funded by the Greater London Authority (GLA) and managed by St Mungo's Broadway. For more information see www.mungosbroadway.org.uk

In the rough sleeping figures in this report people are grouped into three categories:

New rough sleepers	Those who had not been contacted by outreach teams rough sleeping before the period
Living on the streets	Those who have had a high number of contacts over 3 weeks or more which suggests they are living on the streets
Intermittent rough sleepers	People who were seen rough sleeping before the period began at some point, and contacted in the period - but not regularly enough to be 'living on the streets'

For more information about the methods used to derive statistics for this report, and definitions of different groups, please see section 9 – Methodology.

Key findings

New rough sleepers

In the period July - September 2014 outreach teams recorded 1,456 people in London sleeping rough for the first time.

Of these:

- 1130 (78%) spent just one night sleeping rough
- 294 (20%) slept rough for more than one night but did not go on to live on the streets
- 32 (2%) were deemed to be living on the streets.

The number of new rough sleepers recorded during this period was 19% higher than the same period last year.

By comparison, of the 1226 rough sleepers recorded as new to the streets in July – September 2013 922 (75%) were seen sleeping rough just once. A similar proportion (22%) went on to spend more than one night without meeting the criteria for living on the streets, and 3% went on to live on the streets.

Living on the streets

During July - September 2014 there were 396 people recorded who were deemed to be living on the streets.

This total includes:

- 32 people who were new to rough sleeping in London and remained on the streets during the period
- 42 people from the RS205+ cohort who were seen bedded down at least once.

The number of long term rough sleepers deemed to be living on the streets is 2% lower than the total for the same period last year, and 9% lower than the immediately preceding period (July – September 2013).

Intermittent rough sleepers

The number of people who were seen rough sleeping during July - September 2014 who were not new, and did not have enough contacts to be deemed as living on the streets, was 884. This is 18% higher than the same period last year and 5% higher than the immediately preceding period.

Of these

- 424 people (50%) were seen on just a single occasion
- 208 people (24%) were seen just twice and
- only 1 person had six or more contacts.

Total number of people seen rough sleeping

In total during the period July - September 2014 outreach teams recorded 2,704 individuals sleeping rough in the capital. This is a 15% increase on the total figure for July – September 2013.

Of that total:

- new rough sleepers account for 54% of all rough sleepers
- intermittent rough sleepers account for a third (33%) of all those recorded in the period, and
- 15% of those recorded during the period were living on the streets.

2. ROUGH SLEEPER POPULATION ANALYSIS

All London Boroughs: Headlines

NEW ROUGH SLEEPERS

	No. this period	% change from last period	% change on same period last year
Total	1456	+15%	+19%
New RS with no second night out	1130	+19%	+23%
New RS with a second night out but not living on the streets	294	+6%	+10%
New RS joining living on the streets population*	32	-26%	-14%

	This period	Last period	Same period last year
Proportion of new rough sleepers prevented from spending a second night out	78%	75%	75%

LIVING ON THE STREETS (LOS)

	No. this period	% change from last period	% change on same period last year
Total	396	-9%	-2%
LOS - Transferred from new RS*	32	-26%	-14%
LOS - Known	286	-11%	+5%
LOS - RS205+	78	+15%	-19%

INTERMITTENT ROUGH SLEEPERS

	No. this period	% change from last period	% change on same period last year
Total	884	+5%	+18%

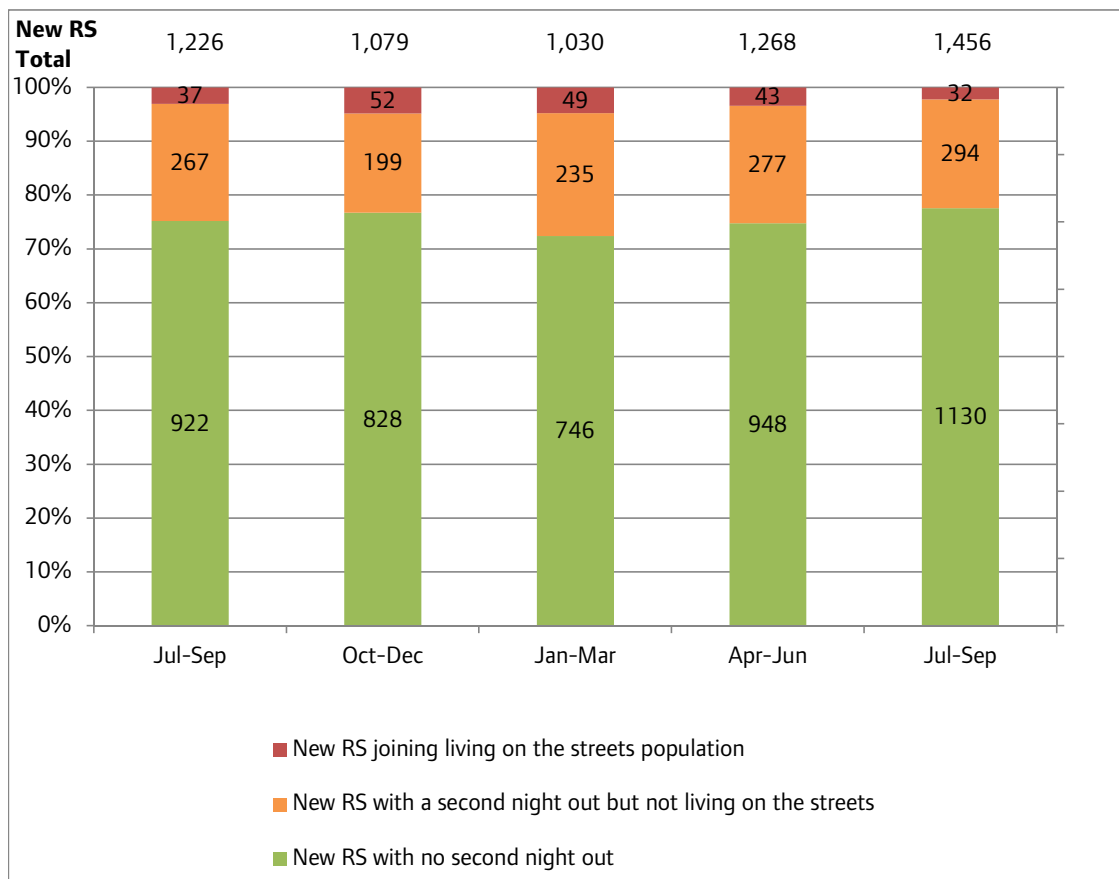
	This period	Last period	Same period last year
Proportion of intermittent rough sleepers seen only once during period	48%	48%	50%

OVERALL TOTAL ROUGH SLEEPERS

	No. this period	% change from last period	% change on same period last year
Total	2704	+8%	+15%

*This cohort is listed under both flow and living on the streets headings, but is only counted once towards the overall total

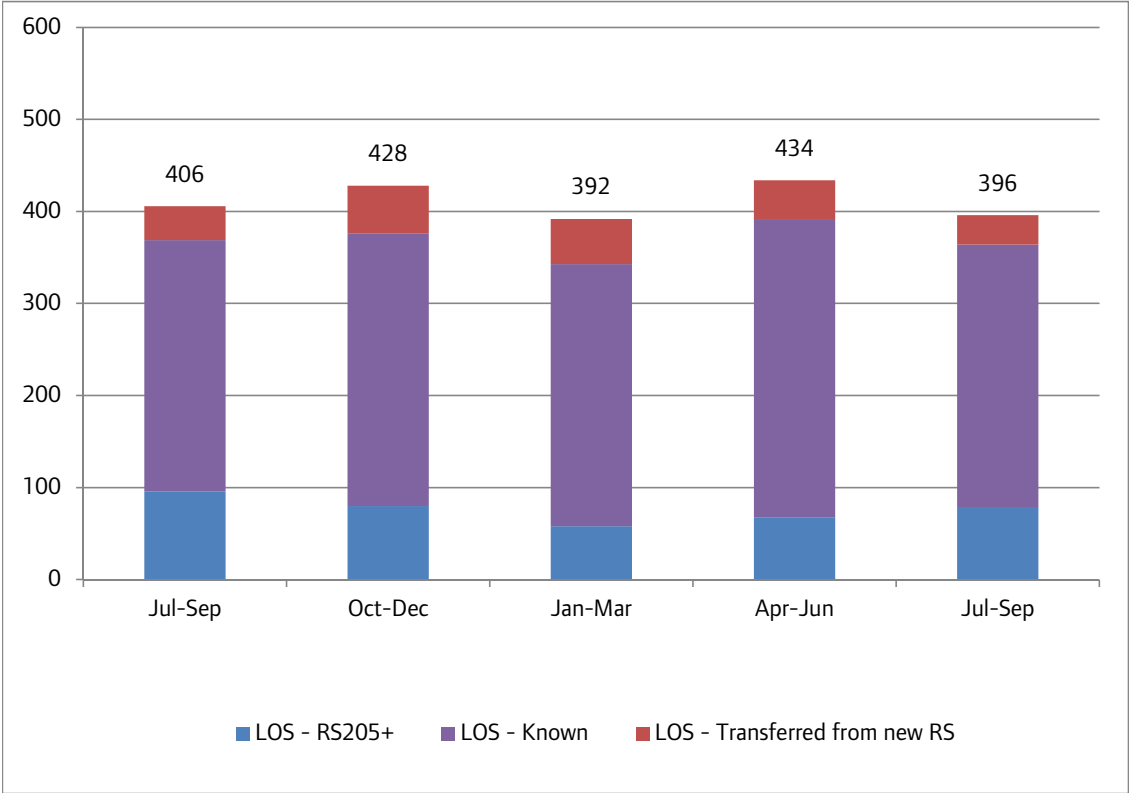
All London Boroughs: Achieving No Second Night Out



Category	No. this period
New RS with no second night out	1130
New RS with a second night out but not living on the streets	294
New RS joining living on the streets population	32
Total	1456

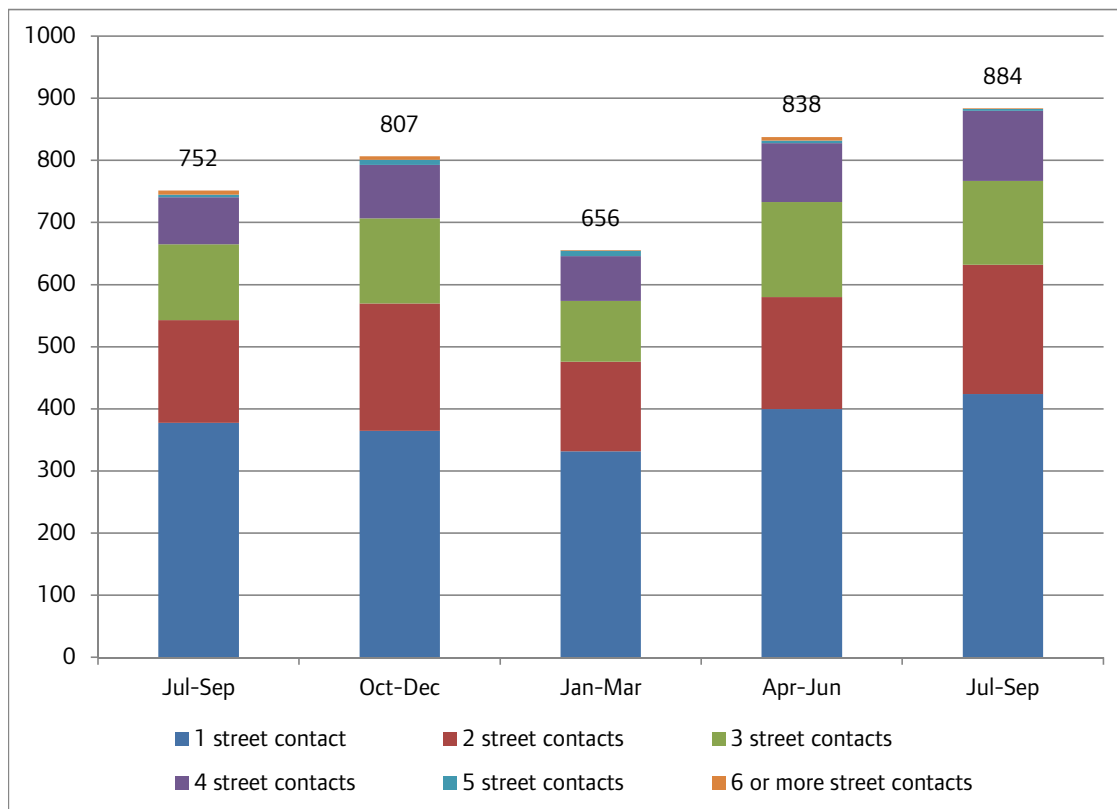
Note: New RS = New rough sleepers

All London Boroughs: No One Living on the Streets



Category	No. this period
LOS - Transferred from new RS	32
LOS - Known	286
LOS - RS205+	78
Total	396

All London Boroughs: Intermittent Rough Sleepers



No. bedded down street contacts during this period	No. intermittent rough sleepers
1 street contact	424
2 street contacts	208
3 street contacts	135
4 street contacts	113
5 street contacts	3
6 or more street contacts	1
Total	884

3. NATIONALITY

Nationality: Rolling Figures

Nationality of people seen rough sleeping by outreach services.

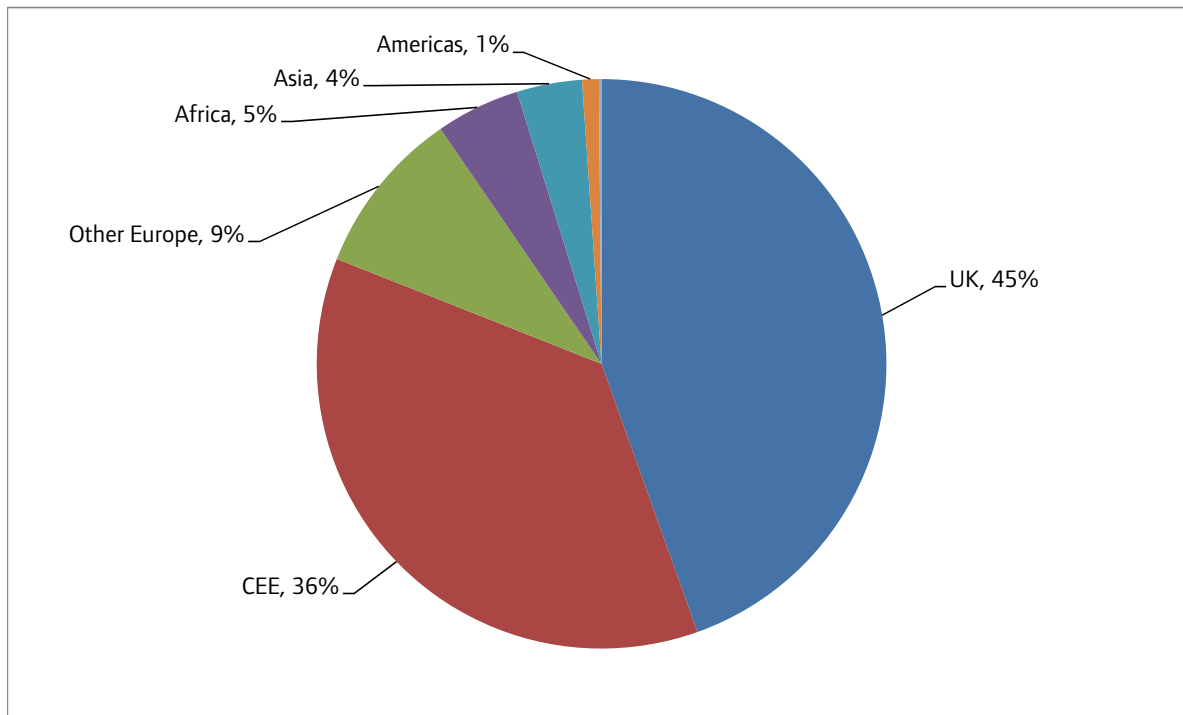
	Jan-Mar 14		Apr-Jun 14		Jul-Sep 14	
Nationality	No.	%	No.	%	No.	%
UK	921	46%	1143	47%	1177	45%
Ireland (Republic of)	46	2%	42	2%	57	2%
France	18	1%	32	1%	26	1%
Germany	15	1%	11	0%	18	1%
Italy	31	2%	45	2%	41	2%
Portugal	42	2%	41	2%	35	1%
Spain	15	1%	30	1%	22	1%
Bulgaria	27	1%	27	1%	31	1%
Czech Republic	18	1%	21	1%	22	1%
Estonia	7	0%	6	0%	2	0%
Hungary	30	2%	34	1%	17	1%
Latvia	28	1%	31	1%	41	2%
Lithuania	68	3%	71	3%	75	3%
Poland	176	9%	200	8%	261	10%
Romania	252	13%	431	18%	490	19%
Slovakia	15	1%	17	1%	22	1%
Slovenia	1	0%	1	0%	3	0%
<i>Central and East Europe Subtotal</i>	<i>622</i>	<i>31%</i>	<i>839</i>	<i>34%</i>	<i>964</i>	<i>36%</i>
Other Europe	43	2%	39	2%	50	2%
Africa	112	6%	114	5%	126	5%
Asia	101	5%	92	4%	98	4%
Americas	22	1%	25	1%	25	1%
Australasia	1	0%	2	0%	4	0%
Missing	11		12		13	
Not known	29		30		48	
<i>Total (incl. Missing/Not known)</i>	<i>2029</i>		<i>2497</i>		<i>2704</i>	
Total (excl. Missing/Not known)	1989	100%	2455	100%	2643	100%

Note: Percentages are calculated from total excluding clients whose nationality was not known or not recorded.

In individual borough reports some nationalities included in the table above may have '0' clients recorded against them – these nationalities are included in this standardised table as they represent a significant number of clients across London as a whole.

Nationality: Breakdown by Area

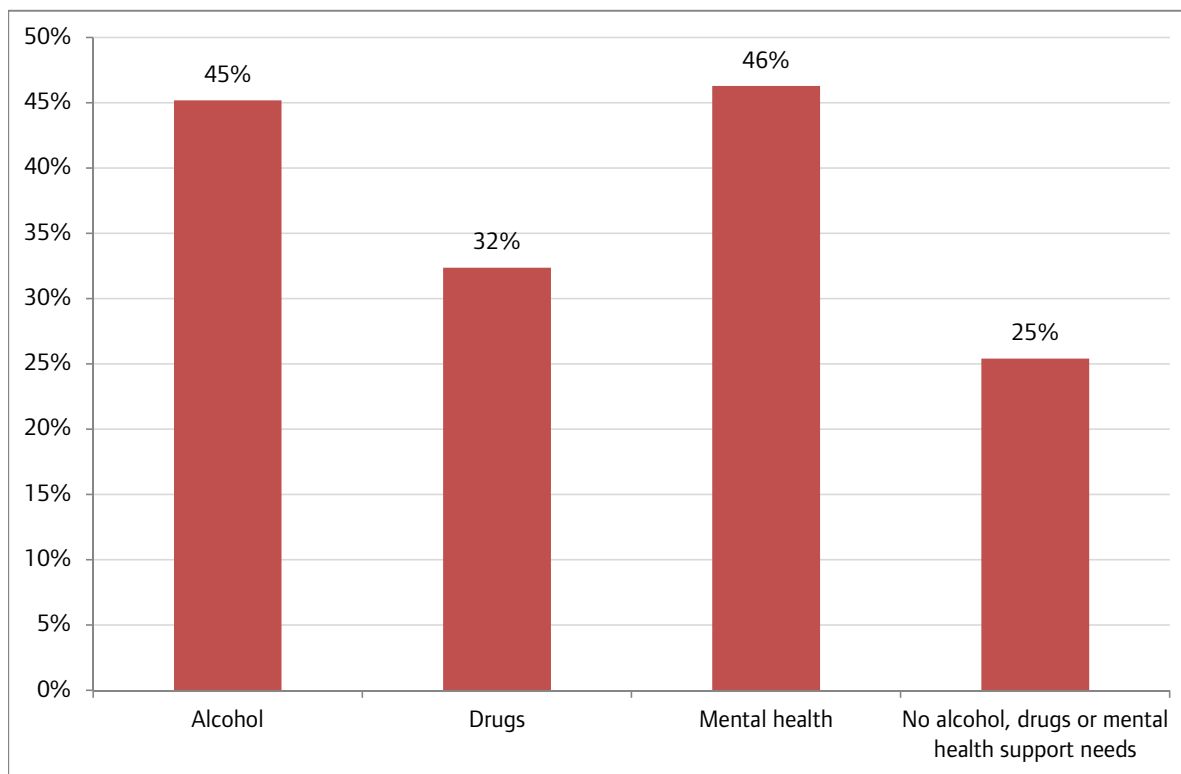
Nationality of people seen rough sleeping by outreach services, grouped by area.



Base: 2643. Note that the base figure for this chart excludes clients whose nationality is not known or recorded.

4. SUPPORT NEEDS

Support needs of people seen rough sleeping by outreach services.

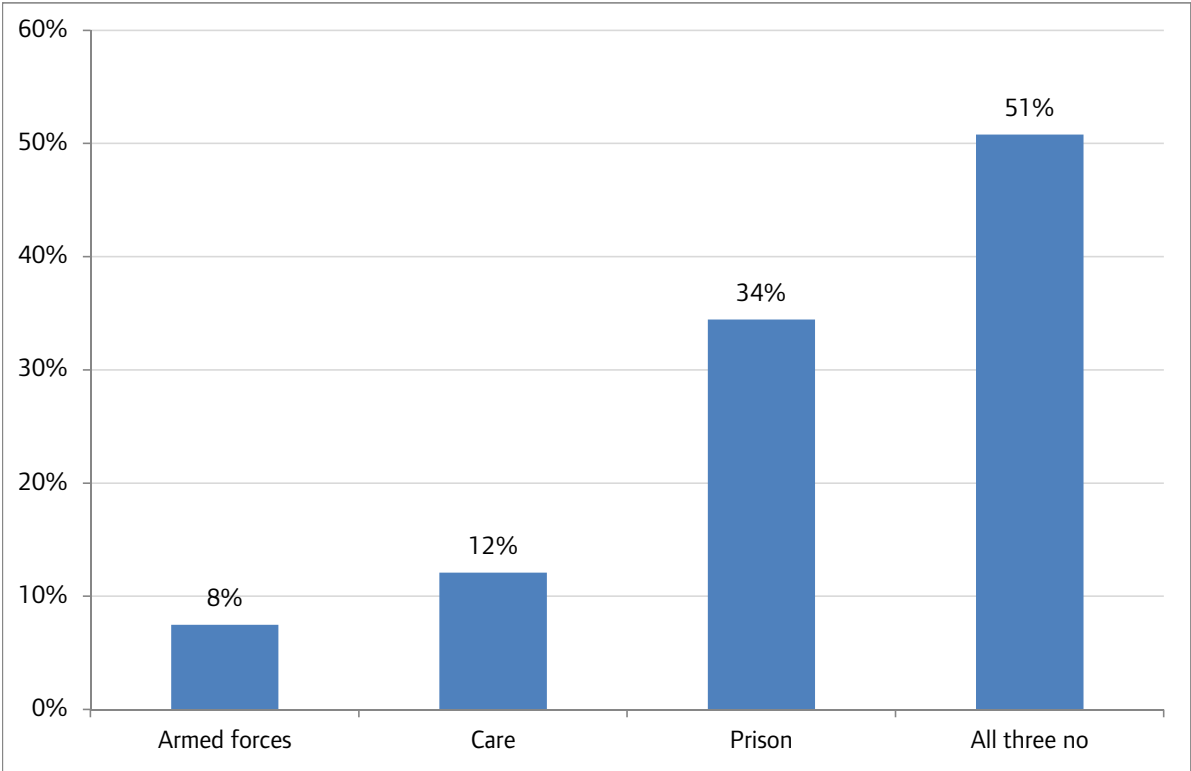


Base: 1825. Note that the base figure for this chart excludes clients where all three support needs are not known or not recorded (879)

Support Needs	No. people	% of people seen rough sleeping
Alcohol only	258	10%
Drugs only	97	4%
Mental health only	290	11%
Alcohol and drugs	126	5%
Alcohol and mental health	187	7%
Drugs and mental health	114	4%
Alcohol, drugs and mental health	254	9%
All three no	464	17%
All three not known or not assessed	879	33%
All three no, not known or not assessed	35	1%
Total	2704	100%

5. INSTITUTIONAL & ARMED FORCES HISTORY

People seen rough sleeping by outreach services, by experience of armed forces, care or prison.



Base: 1758. Note that the base figure for this chart excludes clients where all three institutional histories are not known or not recorded.

Nationality of rough sleepers with experience of armed forces:

Nationality	No. people	% of people seen rough sleeping
UK	52	3%
Non-UK	80	5%
Not known/recorded	0	0%
Total	132	8%

6. ACCOMMODATION & RECONNECTION OUTCOMES

Reconnections and bookings into accommodation achieved for verified rough sleepers by borough based services and London Street Rescue during the period.

Accommodation and reconnection outcomes by number of people:

	Apr-Jun 14	Jul-Sep 14
Outcome	No. people	No. people
Booked into accommodation or reconnected	623	576
Booked into accommodation*	543	447
Booked into long term accommodation	142	103
Booked into hostel accommodation	269	209
Booked into other accommodation	171	168
Reconnected	102	154
Booked into NSNO Assessment Hub**	481	506

*Some people may have been booked into more than one type of accommodation during the period.

**People booked into NSNO may also have been accommodated or reconnected during the period. The figure given includes referrals from the borough by London Street Rescue.

Accommodation and reconnection outcomes by number of events:

Accommodation type	Apr-Jun 14		Jul-Sep 14	
	No. events	%	No. events	%
Temporary accommodation				
Assessment centre	61	8%	51	7%
Rolling shelter	0	0%	0	0%
Hostel	297	39%	234	34%
Second-stage accommodation	4	1%	3	0%
Clinic/Detox/Rehab	18	2%	16	2%
Bed & breakfast	46	6%	32	5%
Other temporary accommodation	66	9%	85	12%
<i>Temporary accommodation subtotal</i>	<i>492</i>	<i>65%</i>	<i>421</i>	<i>61%</i>
Long term accommodation				
St Mungo's complex needs	17	2%	4	1%
St Mungo's semi-independent	10	1%	3	0%
Supported housing	29	4%	19	3%
LA tenancy (general needs)	6	1%	2	0%
RSL tenancy (general needs)	2	0%	4	1%
Clearing House/RSI	24	3%	18	3%
Sheltered housing	3	0%	2	0%
Care home	0	0%	3	0%
Private rented sector - independent	46	6%	35	5%
Private rented sector - with some floating support	6	1%	9	1%
Tied accommodation	1	0%	1	0%
Other long-term accommodation	4	1%	3	0%
<i>Long term accommodation subtotal</i>	<i>148</i>	<i>20%</i>	<i>103</i>	<i>15%</i>
Bookings into accommodation total	640	85%	524	76%
Reconnection type				
Return to home area	85	11%	144	21%
Seeking work	11	1%	10	1%
Move to area for friends/family	59	8%	92	13%
Move to area with appropriate services	43	6%	56	8%
Reconnections total	114	15%	168	24%
Total	754	100%	692	100%

Note: An individual may have had more than one reconnection, or been booked into accommodation more than once, during the period.

7. NO SECOND NIGHT OUT & LONDON RECONNECTIONS

Outcomes achieved by non-outreach services covering the whole of London.

No Second Night Out Assessment Hub

People arriving at NSNO Assessment Hubs:

Hub	No. people
NSNO Assessment Hub - North	161
NSNO Assessment Hub - South	160
NSNO Assessment Hub - West	185

Accommodation and reconnection outcomes by number of people:

Outcome	No. people
Booked into accommodation or reconnected	285
Booked into accommodation	262
Reconnected	130

London Reconnections Project

Accommodation and reconnection outcomes by number of people:

Outcome	No. people
Booked into accommodation or reconnected	73
Booked into accommodation	27
Reconnected	65

8. TEMPORARY ACCOMMODATION

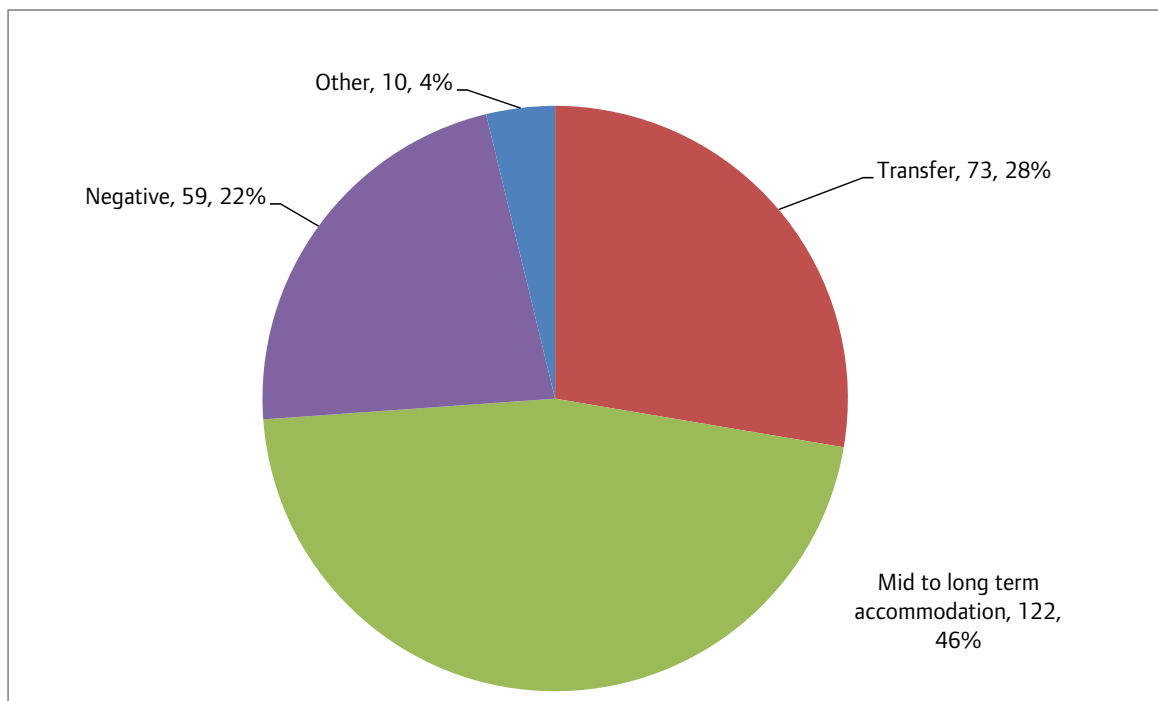
Hostels, assessment centres and second-stage accommodation.

Arrivals

A total of 220 individuals arrived at temporary accommodation during the period.

Departures: Destination on Departure

A total of 252 individuals departed from temporary accommodation during the period.



Base: 264

Destination on departure	Destination category	Chart colour
Assessment Centre, Bed & Breakfast, Detox clinic, Hospital - not long term/acute care, Hostel - another organisation, Hostel - within the organisation, NASS accommodation, Night shelter, NSNO Assessment Hub, Psychiatric hospital, Rehab clinic, Temporary accommodation (LA)	Transfer	
Accommodation where client is owner, Care home, Clearing House/RSI, Hospital - long term, LA tenancy (general needs), Long stay hospice, Private rented sector - independent, Private rented sector - with some floating support, Returned to home country (EEA), Returned to home country (non EEA), RSL tenancy (general needs), Sheltered Housing, Supported Housing, Tied accommodation with work	Mid to long term accommodation	
Committed suicide, Not known, Sleeping rough/Returned to streets, Taken into custody	Negative	
Died, Previous home, Staying with family, Staying with friends	Other	

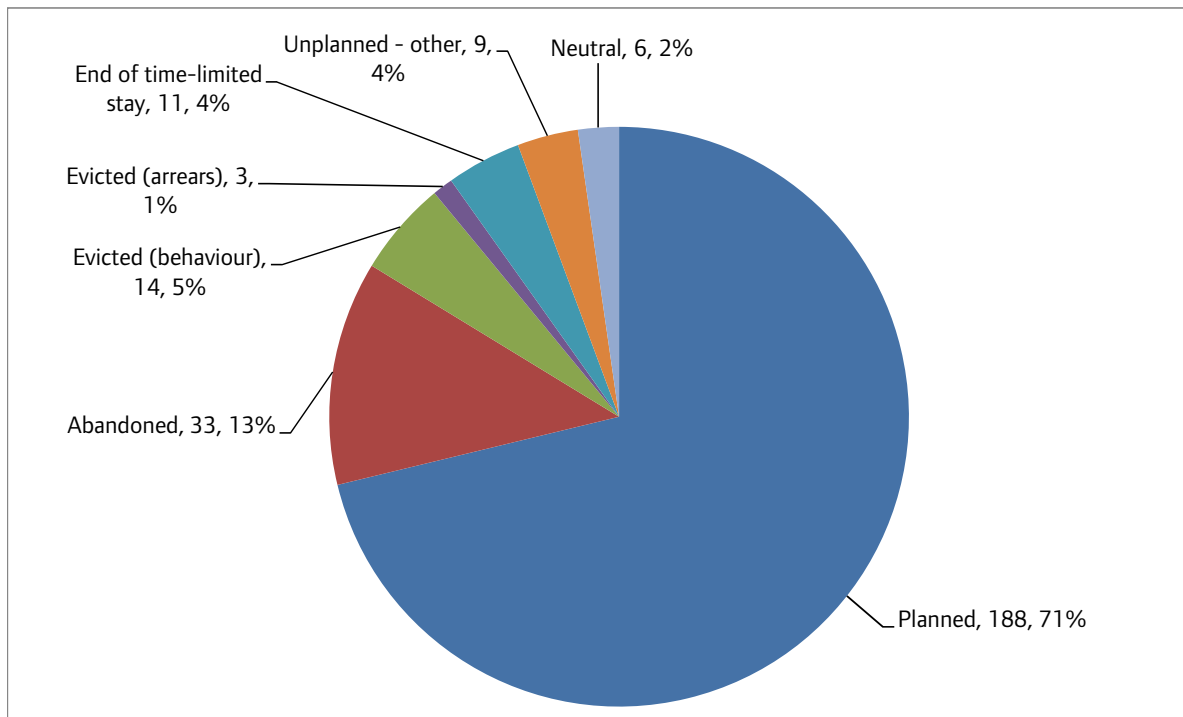
Note: An individual may have had more than one accommodation departure during the period.

Destination on departure	No. departures	%
Transfer		
Assessment centre	1	0%
Bed & breakfast	4	2%
Detox clinic	9	3%
Hospital - not long term/acute care	1	0%
Hostel - another organisation	21	8%
Hostel - within the organisation	18	7%
NASS accommodation	0	0%
Night shelter	0	0%
NSNO Assessment Hub	2	1%
Psychiatric hospital	1	0%
Rehab clinic	9	3%
Temporary accommodation (LA)	7	3%
<i>Transfer subtotal</i>	<i>73</i>	<i>28%</i>
Mid to long term accommodation	0	0%
Accommodation where client is owner	0	0%
Care home	0	0%
Clearing House/RSI	7	3%
Hospital - long term	0	0%
LA tenancy (general needs)	5	2%
Long stay hospice	0	0%
Private rented sector - independent	18	7%
Private rented sector - with some floating support	5	2%
Returned to home country (EEA)	62	23%
Returned to home country (non EEA)	10	4%
RSL tenancy (general needs)	4	2%
Sheltered Housing	0	0%
Supported Housing	11	4%
Tied accommodation with work	0	0%
<i>Mid to long term accommodation subtotal</i>	<i>122</i>	<i>46%</i>
Negative	0	0%
Committed suicide	0	0%
Not known	30	11%
Sleeping rough/Returned to streets	19	7%
Taken into custody	10	4%
<i>Negative subtotal</i>	<i>59</i>	<i>22%</i>
Other	0	0%
Died	6	2%
Previous home	0	0%
Staying with family	1	0%
Staying with friends	3	1%
<i>Other subtotal</i>	<i>10</i>	<i>4%</i>
Total	264	100%

Note: An individual may have had more than one accommodation departure during the period.

Departures: Reason for Leaving

Temporary accommodation departures by reason for leaving.



Base: 264

Note: An individual may have had more than one accommodation departure during the period.

9. METHODOLOGY

From January 2014 onwards, CHAIN rough sleeping figures returned to being reported on a quarterly basis, following a two year period of reporting on a bi-monthly cycle.

Alongside the change in reporting period, we have also made some other adjustments to our reporting methodology. People who have been seen rough sleeping in more than one borough during the period will now be counted towards the figures for each relevant borough, rather than being assigned to one borough only, as was previously the case with bi-monthly reports. This means that the overall unique rough sleepers total for London will not be the same as the sum of all separate borough figures.

The new quarterly reports continue to employ the methodology of assigning rough sleepers to categories based on the following factors:

- Whether they were new rough sleepers during the period
- How many times they were seen rough sleeping during the period
- Number of days elapsed between first and last time they were seen rough sleeping during the period

We continue to apply the same thresholds for the above factors to the quarterly reporting period that we previously used for bi-monthly reporting. A further explanation of the individual categories follows.

New rough sleepers

New rough sleepers, who were seen for the first time during the period. The total number of new rough sleepers is broken down into those who were seen just once and did not have a second night out, those who were seen on several occasions, but as yet have not been on the streets long enough to count as 'living on the streets', and those new to the streets who remained there long enough to fulfil the criteria for 'living on the streets' (outlined below).

Living on the streets (LOS)

With the designation 'living on the streets' we refer to rough sleepers who have stayed on the streets after arriving, and are entrenched or at risk of becoming so. In determining who is counted as living on the streets we have used a combination of time on the streets (three or more weeks between the earliest and latest bedded down contact) and number of bedded down contacts (five or more contacts) during the period we are reporting on. If a person is seen bedded down six times, but only during one week, he or she does not count. If a person has four bedded down contacts, but spread over two months, he or she would also not count. To be counted a rough sleeper must have both elements.

The reporting period covers three months. However, to ensure that we do not miss those whose rough sleeping crosses over reporting periods we look back for the three weeks immediately before the start of the three month reporting period. For a rough sleeper in these circumstances, if they are not seen again, he or she will not be reported living on the streets in the next period.

The LOS total will include some who were new to the streets in the period, but whose stay extended beyond three weeks and who were seen bedded down at least five times - these are transferred from the new rough sleeper figures (shown in red in both section one and two of the report).

It is important to note that a rough sleeper who is included in the LOS total will not necessarily have been living on the streets for the entirety of the quarter in question, but they were living on the streets for a significant period during the quarter. The LOS total will also include some who are no longer on the streets, having gone into accommodation (or disappeared). They will not appear in the subsequent LOS total. Rough sleepers will only count as LOS during the period where they meet the above definition.

RS205+ refers to people who have been identified as especially hard to help because of their prolific history of rough sleeping. This group appear in the LOS chart if they have any number of bedded down contacts within the two months being reported on.

Intermittent rough sleepers

Intermittent rough sleepers are those who are not new in this period, and have not been seen rough sleeping enough to be deemed living on the streets. This group includes those who sleep rough periodically for very short periods (including some street drinkers and beggars). It also will include those who return to the streets for a longer period (but in this period less than the 'living on the streets' definition). Those that go on to be living on the streets will appear in that category in the next period.

